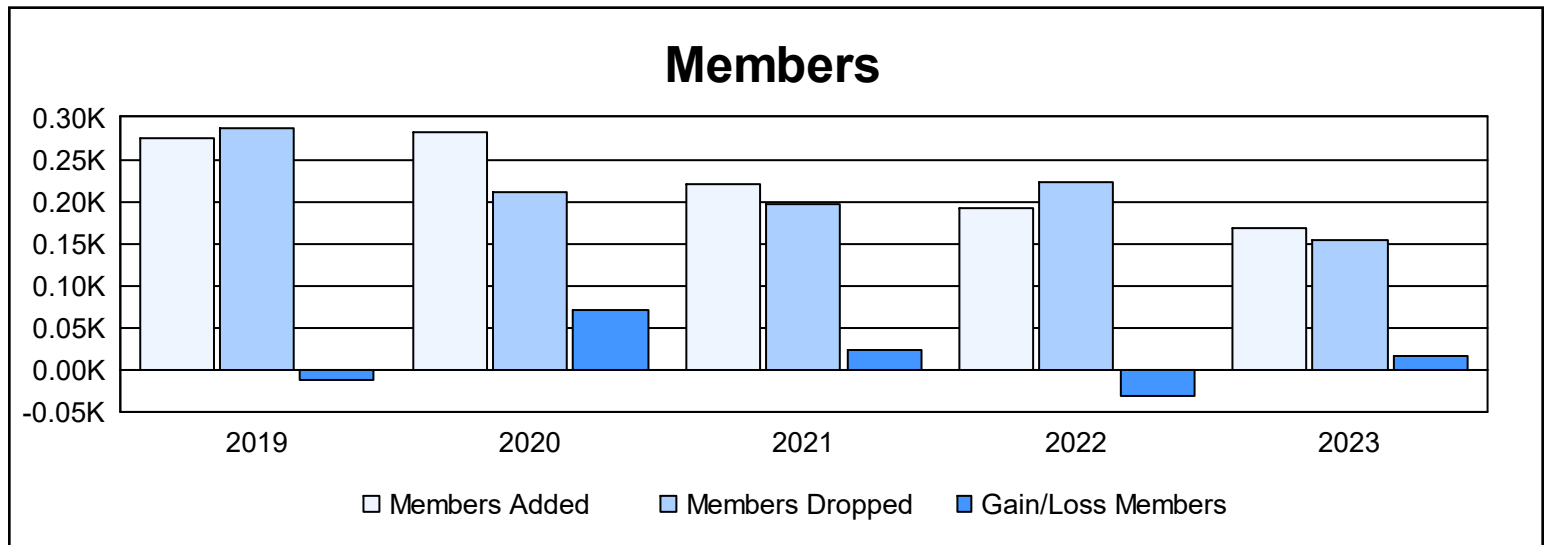
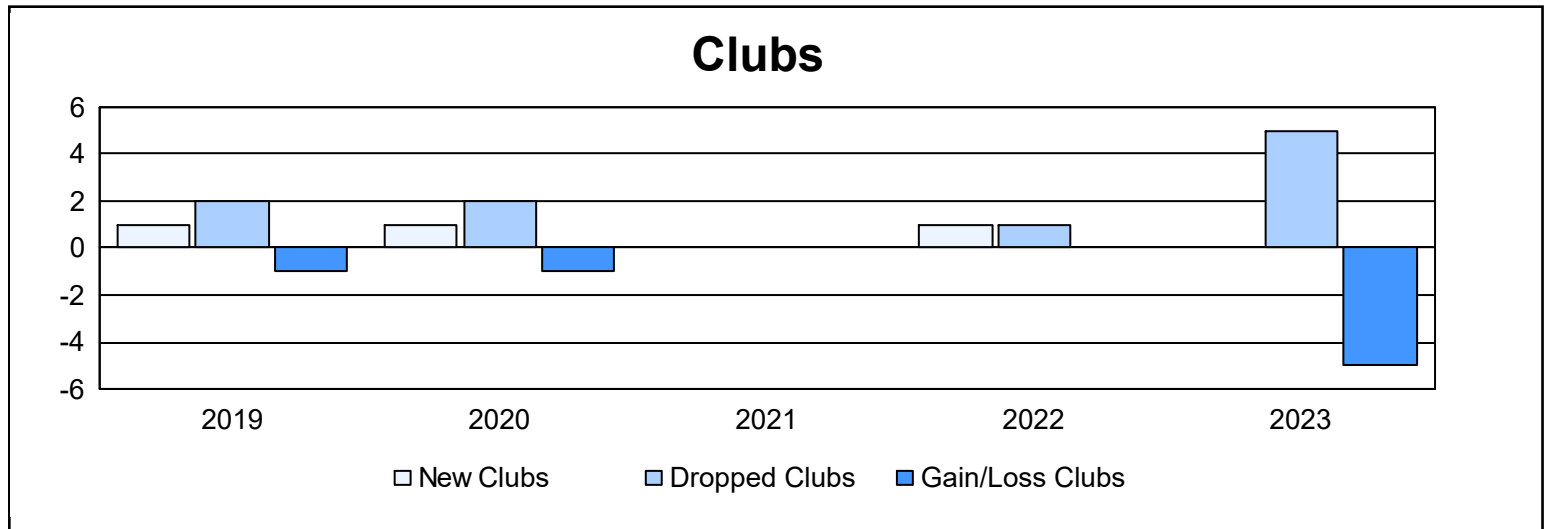
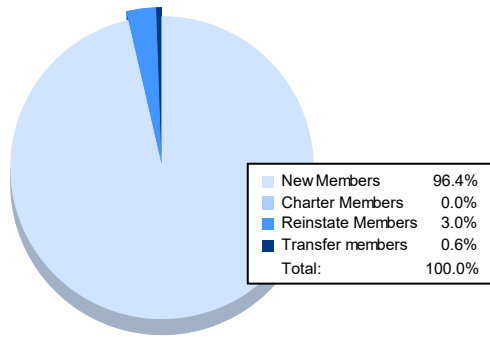


| Year | New Clubs | Dropped Clubs | Gain/ Loss Clubs | New Members | Charter Members | Reinstate Members | Transfer Members | Total Member Added | Total Members Dropped | Gain/ Loss Members |
|----------------|-----------|---------------|------------------|-------------|-----------------|-------------------|------------------|--------------------|-----------------------|--------------------|
| 2018-2019 | 1 | 2 | -1 | 222 | 39 | 14 | 0 | 275 | 287 | -12 |
| 2019-2020 | 1 | 2 | -1 | 248 | 31 | 3 | 0 | 282 | 212 | 70 |
| 2020-2021 | 0 | 0 | 0 | 214 | 2 | 3 | 2 | 221 | 197 | 24 |
| 2021-2022 | 1 | 1 | 0 | 144 | 26 | 22 | 0 | 192 | 223 | -31 |
| 2022-2023 | 0 | 5 | -5 | 163 | 0 | 5 | 1 | 169 | 153 | 16 |
| Average | 1 | 2 | -1 | 198 | 20 | 9 | 1 | 228 | 214 | 13 |



Membership Composition June 2023 Cumulative



Gender Composition June 2023 Cumulative

